

HOW TO FILL OUT THE SCORECARD

2019-2020
SCOREBOOK



PUT A "W" IN THE # OF OUTS BOX & IN THE BOWLERS WICKETS BOX

MWJCA Scorers Information Evening – 16 October 2019
Junior Format Stage 1 (and Stage 2)

The Spirit of Cricket and Code of Conduct

- Cricket can be a highly competitive game. The Australian team leads by example by playing the game hard but fair. However it is important to play within the Laws and the spirit of the game.

Fair Play

- Captains, coaches and umpires together set the tone for the conduct of a cricket match. Every player is expected to make an important contribution to play the game in good spirit and fairness.

<https://community.cricket.com.au/clubs/insurance-and-policies/spirit-of-cricket>

- Cricket is a game that is played in fairness. All people involved in cricket should follow the codes of behaviour.
- MWJCA have adopted the following Codes of Conduct for all its stakeholders. These have been adapted from Cricket Australia's "Well Played: Australian Cricket's Playing Policies and Guidelines".
- Addresses – Players, Parents and Guardians, Coaches and Managers, Umpires and Officials

<https://community.cricket.com.au/clubs/insurance-and-policies/codes-of-behaviour>



Cricket - statistics



Cricket - statistics

Format	Matches	Runs	Average	100s	Wickets	Average
Test	8	624	78	2	31	18.19
ODI	108	2965	52.94	2	149	24.35
T20I	105	1065	30.42	0	103	19.05

- First player to bring up 1000 runs with 100 wickets in T20 internationals
- ODI's ranked 3 with the bat and 4 with the ball
- T20 ranked 18 with the bat and 4 with the ball



Stage 1 Cricket Balls



Match weight ball



Match weight ball

**WE NEED TO SHARE
Same ball type for both teams**

Introduction

- Why are we here?
 - Players like to know how they fared
 - Scorebook data → MyCricket
 - MyCricket stats follow players for life
 - MyCricket end of season club & player awards
- Number 1 objective is to accurately record:
 - Batsmans' runs
 - Bowlers' figures
 - Fielders' wickets
 - Cumulative score (tally)
- Umpire's decision is final – even if you disagree!
- **At the end of the day both scorebooks must match**



Things you need for scoring

- Pencils – more than one & the finer the better
- Eraser
- Pencil sharpener
- Ruler
- Calculator
- Bulldog clip – to keep scorebook under control
- Pencil case to keep it all in

- Legible handwriting
- Concentration
- Communication - with other scorer, and umpire (acknowledge signals)



Cricket Australia Resources

<https://www.community.cricket.com.au/clubs/participation-programs/junior-formats/frequently-asked-questions>



JUNIOR CRICKET STAGE 2 SCORECARD - 20 OR 30 OVER GAME



HOME TEAM: _____ HOME CAPTAIN: _____ START TIME 1ST BALL: _____ VENUE: _____ HOME COACH: _____
 AWAY TEAM: _____ AWAY CAPTAIN: _____ END TIME LAST BALL: _____ TOSS WON BY: _____ AWAY COACH: _____
 INNINGS OF: _____ DATE: _____ MATCH DURATION: _____ TEMPERATURE AT START: _____ AGE/DIVISION: _____

Over No. In	Over No. Out	BATTER	BALLS																										
			1	2	3	4	5	6	7	8	9	10	11	12	13	14	15	16	17	18	19	20	21	22	23	24	25		
1																													
2																													
3																													
4																													
5																													
6																													
7																													
8																													
9																													

Batting Analysis

Over No.	Fielder	Bowler	Runs	BF	4	6
1						
2						
3						
4						
5						
6						
7						
8						
9						
10						
11						
12						
13						
14						
15						

Dismissals

PROGRESSIVE OVER SCORE					
OV	BOWLER NO.	SCORE	OV	BOWLER NO.	SCORE
1		16			
2		17			
3		18			
4		19			
5		20			
6		21			
7		22			
8		23			
9		24			
10		25			
11		26			
12		27			
13		28			
14		29			
15		30			

Overs

FALL OF WICKET	1 FOR		2 FOR		3 FOR		4 FOR				
	OUTGOING BATSMAN	NOT OUT BATSMAN									
BOWLER	1	2	3	4	5	Overs	Maidens	Wid	Nb	Wickets	Runs
1											
2											
3											
4											
5											
6											
7											
8											
9											

Bowling Analysis

5 FOR		6 FOR	
PROGRESSIVE TOTAL SCORE	7 FOR	8 FOR	9 FOR
1	2	3	4
5	6	7	8
9	10	11	12
13	14	15	16
17	18	19	20
21	22	23	24
25	26	27	28
29	30	31	32
33	34	35	36
37	38	39	40
41	42	43	44
45	46	47	48
49	50	51	52
53	54	55	56
57	58	59	60
61	62	63	64
65	66	67	68
69	70	71	72
73	74	75	76
77	78	79	80
81	82	83	84
85	86	87	88
89	90	91	92
93	94	95	96
97	98	99	100
101	102	103	104
105	106	107	108
109	110	111	112
113	114	115	116
117	118	119	120
121	122	123	124
125	126	127	128
129	130	131	132
133	134	135	136
137	138	139	140
141	142	143	144
145	146	147	148
149	150	151	152
153	154	155	156
157	158	159	160
161	162	163	164
165	166	167	168
169	170	171	172
173	174	175	176
177	178	179	180
181	182	183	184
185	186	187	188
189	190	191	192
193	194	195	196
197	198	199	200
201	202	203	204
205	206	207	208
209	210	211	212
213	214	215	216
217	218	219	220
221	222	223	224
225	226	227	228
229	230	231	232
233	234	235	236
237	238	239	240
241	242	243	244
245	246	247	248
249	250	251	252
253	254	255	256
257	258	259	260
261	262	263	264
265	266	267	268
269	270	271	272
273	274	275	276
277	278	279	280
281	282	283	284
285	286	287	288
289	290	291	292
293	294	295	296
297	298	299	300
301	302	303	304
305	306	307	308
309	310	311	312
313	314	315	316
317	318	319	320
321	322	323	324
325	326	327	328
329	330		

Cumulative Tally

7 FOR		8 FOR	
9 FOR		10 FOR	
TOTAL SCORE		TOTAL	
1	2	3	4
5	6	7	8
9	10	11	12
13	14	15	16
17	18	19	20
21	22	23	24
25	26	27	28
29	30	31	32
33	34	35	36
37	38	39	40
41	42	43	44
45	46	47	48
49	50	51	52
53	54	55	56
57	58	59	60
61	62	63	64
65	66	67	68
69	70	71	72
73	74	75	76
77	78	79	80
81	82	83	84
85	86	87	88
89	90	91	92
93	94	95	96
97	98	99	100
101	102	103	104
105	106	107	108
109	110	111	112
113	114	115	116
117	118	119	120
121	122	123	124
125	126	127	128
129	130	131	132
133	134	135	136
137	138	139	140
141	142	143	144
145	146	147	148
149	150	151	152
153	154	155	156
157	158	159	160
161	162	163	164
165	166	167	168
169	170	171	172
173	174	175	176
177	178	179	180
181	182	183	184
185	186	187	188
189	190	191	192
193	194	195	196
197	198	199	200
201	202	203	204
205	206	207	208
209	210	211	212
213	214	215	216
217	218	219	220
221	222	223	224
225	226	227	228
229	230	231	232
233	234	235	236
237	238	239	240
241	242	243	244
245	246	247	248
249	250	251	252
253	254	255	256
257	258	259	260
261	262	263	264
265	266	267	268
269	270	271	272
273	274	275	276
277	278	279	280
281	282	283	284
285	286	287	288
289	290	291	292
293	294	295	296
297	298	299	300
301	302	303	304
305	306	307	308
309	310	311	312
313	314	315	316
317	318	319	320
321	322	323	324
325	326	327	328
329	330		

Extras

RESULT OF MATCH _____
 UMPIRE/S _____
 UMPIRE/S SIGNATURE _____

Keeping Score – Batting & Bowling Analysis

- ***Batting Analysis***

- Identify who is facing – initial or first name AND surname
- Record runs as numerals - 1,2,3,4,5 or 6

- ***Bowling Analysis***

No run (“dot ball”) ●

Wicket W

No ball O




Wide +

Bye △

Leg Bye ▽



Keeping Score - Extras

- Bowling extras:
 - No Balls & Wides
 - Go against the bowler (Stage 2 - and have to be re-bowled up to 8 balls, except last over of innings)
 - Recorded against the bowler and in the extras tally
- Fielding extras:
 - Byes & Leg Byes & Penalty Runs
 - Do NOT go against the bowler
 - Recorded in the extras tally
- At the end of the innings No Balls/Wides in cumulative tally boxes should equal those in the bowlers' analysis.
- Additional runs can be scored off a No Ball – write them inside the circle:
Runs off bat  or  Byes
- Additional runs can be scored off a Wide – use dots around the cross to denote additional wides: 

Keeping Score – No Balls

Batsmen do not run:

- 1 No Ball to No Ball sundries
- 1 No Ball to bowler's analysis

Byes/Leg Byes run from a No Ball:

- Byes and Leg Byes are recorded as Byes and Leg Byes
- Not recorded as additional No-Balls against bowler
- Eg batsmen run 2 byes from a No Ball:
 - 1 No Balls recorded against sundries
 - 2 byes recorded against sundries
 - 1 No Ball recorded against bowler's analysis
 - 3 runs added to cumulative tally
 - 0 runs to batsman

Runs off the bat run from a No Ball:

- 1 No Ball to No Ball sundries and bowler's analysis. Number of runs completed awarded to the batsman and against bowler
- Eg batsmen run 2 runs off the bat from a No Ball:
 - 2 runs are scored for the batsman
 - 1 No Ball recorded against sundries
 - 3 runs (2 runs + No Ball) recorded against the bowler's figures
 - 3 runs go to cumulative tally



NO-BALL

Keeping Score – Wides

Batsmen do not run:

- 1 Wide to Wide sundries
- 1 Wide to bowler's analysis

Byes run from the Wide:

- All runs recorded as Wides (not byes).
- Eg batsmen run 2 byes from a Wide:
 - 3 Wides recorded against sundries
 - 3 Wides recorded against bowler's analysis
 - 3 runs added to cumulative tally
 - 0 runs to batsman

Runs off the bat run on a Wide:

- Theoretically IMPOSSIBLE! It should not be called a wide if ball hits bat or body, and the umpire SHOULD revoke the wide signal. But remember – *umpire is always right.*
- Agree with opposite scorer how to record the runs



Keeping Score – Cumulative Tally

- Cross off single runs diagonally
 - Cross off multiple runs horizontally
Notice how the line can be extended into the next
- This helps you trace back WHEN you get lost!

	1	2	3	4	5	6	7	8	9
10	1	2	3	4	5	6	7	8	9
20	1	2	3	4	5	6	7	8	9
30	1	2	3	4	5	6	7	8	9

- Cross off No Balls & Wides with “O” and “+”
- Cross off Byes & Leg Byes with “△” and “▽”

Keeping Score – End Of Over

- Update bowler's cumulative figures
- Update cumulative overs with Wickets – Runs
- Verbal check with other scorer - say “3 runs off the over. Bowler is 3 for 17. Total is 5 for 89 off 21 overs”
- At the start of an over confirm which batsman is facing and the bowler's name
- Best way to ensure accuracy is constant cross-checks with the other scorer
- Ultimately – as long as the 2 scorebooks match, all is well!

Whatever happens – don't leave it too late to find out they don't match!!!



End Of Innings

1. Total Runs from all batsmen + Sundries – SHOULD equal cumulative tally
2. Total Runs from all bowlers + Byes + Leg Byes – SHOULD equal cumulative tally
3. Complete bowling analysis summary
4. Will need to add wickets by 4 runs to tally for total score



Balancing the scorebook

There are 2 balance checks:

1. RUNS SCORED BALANCE CHECK

Cumulative tally = runs scored by all batsmen + byes + leg byes + wides + no balls + penalty runs

2. RUNS CONCEDED BALANCE CHECK

Cumulative tally = runs against all bowlers + byes + leg byes

Also do these extra checks to ensure you have everything else correct:

- All the overs bowled by all the bowlers = total overs bowled
- All wides and no-balls bowled by the bowlers = number recorded in Extras
- Number of wickets credited to the bowlers + run-outs + other non-bowler wickets = total number of wickets fallen

- ***Whatever happens – don't leave it too late to find out it doesn't balance!***
- ***Regularly balance the scorebook every 5 to 10 overs***



Umpire's Signals



Boundary 4



WIDE

Always acknowledge
umpires' signals



Out



Bye



Leg-bye



SHORT-RUN/s



DEAD-BALL

Appendix B – Dismissals

Method	Which umpire?	Credit to		Possible of a		Notes
		Bowler	Fielder	No-ball	Wide	
Bowled ✓	Bowler's end	Yes	No	No	Impossible	No runs are scored Bowled takes precedence over all other dismissals
Timed-out	Bowler's end	No	No	No	No	An incoming batsman must be in position to play within 3 minutes of the previous batsman's dismissal. A delivery is not required
Caught ✓	Bowler's end	Yes	Yes	No	Impossible	No runs are scored Record Caught-Sub if caught by a substitute
Handled the ball ✗	Bowler's end	No	No	Yes	Yes	Either batsman can be dismissed Only runs completed before the incident are scored
Hit the ball twice ✗	Bowler's end	No	No	Yes	Impossible	Only the striker can be dismissed. Runs can only be scored as a result of No-balls, Wides, Penalties or as overthrows
Hit-wicket ✓	Striker's end	Yes	No	No	Yes	Striker must break his stumps with his person or bat on receiving the delivery or immediately after when setting out for his first run Any delay negates this dismissal – the ball must be delivered
Leg before wicket ✗	Bowler's end	Yes	No	No	Impossible	Bowled if the ball having touched the striker and / or bat, then breaks his stumps
Obstructing the field ✓	Bowler's end	No	No	Yes	Yes	The striker is always dismissed if the obstruction prevents a catch; the bowler does not get the credit & no runs are scored Either batsman can be dismissed otherwise – runs completed before the dismissal are scored
Run-out ✓	Respective end	No	No	Yes	Yes	Either batsman can be dismissed If an injured striker is himself Run-out, no runs are scored Runs completed before the dismissal are scored
Stumped ✓	Striker's end	Yes	Keeper	No	Yes	Only the wicket keeper can effect this dismissal Run-out if another fielder is involved
Retired ✗	Bowler's end	No	No	Yes	Yes	Record first in pencil as the batsman may resume his innings When the innings has concluded, Record Retired Not-out if sick or injured; Retired Out otherwise

JUNIOR CRICKET STAGE 1 SCORECARD - 20 OVER GAME



HOME TEAM: _____ HOME CAPTAIN: _____ START TIME 1ST BALL: _____ VENUE: _____ HOME COACH: _____
 AWAY TEAM: _____ AWAY CAPTAIN: _____ END TIME LAST BALL: _____ TOSS WON BY: _____ AWAY COACH: _____
 INNINGS OF: _____ DATE: _____ MATCH DURATION: _____ TEMPERATURE AT START: _____ AGE/DIVISION: _____

BATTER	BALLS																				Ret #	Runs	BF	4	6	# of Outs			
	1	2	3	4	5	6	7	8	9	10	11	12	13	14	15	16	17	18	19	20									
1 S. Smith	/	/																											
2 D. Warner	.	4	.	.	.	1	4	4	4	1					
3																													
4																													
5																													
6																													
7																													
8																													
9																													

PROGRESSIVE TOTAL SCORE																			
1	2	3	4	5	6	7	8	9	10	11	12	13	14	15	16	17	18	19	20
21	22	23	24	25	26	27	28	29	30	31	32	33	34	35	36	37	38	39	40
41	42	43	44	45	46	47	48	49	50	51	52	53	54	55	56	57	58	59	60
61	62	63	64	65	66	67	68	69	70	71	72	73	74	75	76	77	78	79	80
81	82	83	84	85	86	87	88	89	90	91	92	93	94	95	96	97	98	99	100
101	102	103	104	105	106	107	108	109	110	111	112	113	114	115	116	117	118	119	120
121	122	123	124	125	126	127	128	129	130	131	132	133	134	135	136	137	138	139	140
141	142	143	144	145	146	147	148	149	150	151	152	153	154	155	156	157	158	159	160
161	162	163	164	165	166	167	168	169	170	171	172	173	174	175	176	177	178	179	180
181	182	183	184	185	186	187	188	189	190	191	192	193	194	195	196	197	198	199	200

WICKETS				
1	2	3	4	5
6	7	8	9	10
11	12	13	14	15
16	17	18	19	20
21	22	23	24	25
26	27	28	29	30
31	32	33	34	35
36	37	38	39	40
41	42	43	44	45
46	47	48	49	50
51	52	53	54	55
56	57	58	59	60
61	62	63	64	65
66	67	68	69	70
71	72	73	74	75
76	77	78	79	80

PROGRESSIVE OVER SCORE		
OV	BOWLER NO.	SCORE
1	1	13
2	2	13
3	1	30
4		
5		
6		
7		
8		
9		
10		
11		
12		
13		
14		
15		
16		
17		
18		
19		
20		

BOWLER	1	2	3	4	Overs	Maidens	Un Wkts	Wid	Nb	Wickets	Runs	Fielding								
												Caught	Caught WK	RO Ass	RO Un	Stumped				
1 J. Anderson	+	0	4	4																
2 S. Broad																
3 M. Ali																				
4																				
5																				
6																				
7																				
8																				
9																				

Runs off the bat																				TOTAL
Byes																				
1	2	3	4	5	6	7	8	9	10	11	12	13	14	15	16	17	18	19	20	
Leg Byes																				
1	2	3	4	5	6	7	8	9	10	11	12	13	14	15	16	17	18	19	20	
Wides																				
1	2	3	4	5	6	7	8	9	10	11	12	13	14	15	16	17	18	19	20	
No Balls																				
1	2	3	4	5	6	7	8	9	10	11	12	13	14	15	16	17	18	19	20	
Total Wickets Taken From Your Bowling Innings															X4=					
TOTAL SCORE																				
RESULT OF MATCH																				
UMPIRE/S																				
UMPIRE/S SIGNATURE																				

HOME TEAM SCORER'S NAME: _____ OPPOSITION TEAM SCORER'S NAME: _____ FOR FURTHER INFORMATION VISIT COMMUNITY.CRICKET.COM.AU

JUNIOR CRICKET STAGE 1 SCORECARD - 20 OVER GAME



JUNIOR CRICKET 1

HOME TEAM: _____ HOME CAPTAIN: _____ START TIME 1ST BALL: _____ VENUE: _____ HOME COACH: _____
 AWAY TEAM: _____ AWAY CAPTAIN: _____ END TIME LAST BALL: _____ TOSS WON BY: _____ AWAY COACH: _____
 INNINGS OF: _____ DATE: _____ MATCH DURATION: _____ TEMPERATURE AT START: _____ AGE/DIVISION: _____

BATTER	BALLS																				Ret #	Runs	BF	4	6	# of Outs			
	1	2	3	4	5	6	7	8	9	10	11	12	13	14	15	16	17	18	19	20									
1 S. Smith	/	/	w																										
2 D. Warner	.	4	18								1
3 G. Maxwell	/	/									
4																													
5																													
6																													
7																													
8																													
9																													

PROGRESSIVE TOTAL SCORE																			
1	2	3	4	5	6	7	8	9	10	11	12	13	14	15	16	17	18	19	20
21	22	23	24	25	26	27	28	29	30	31	32	33	34	35	36	37	38	39	40
41	42	43	44	45	46	47	48	49	50	51	52	53	54	55	56	57	58	59	60
61	62	63	64	65	66	67	68	69	70	71	72	73	74	75	76	77	78	79	80
81	82	83	84	85	86	87	88	89	90	91	92	93	94	95	96	97	98	99	100
101	102	103	104	105	106	107	108	109	110	111	112	113	114	115	116	117	118	119	120
121	122	123	124	125	126	127	128	129	130	131	132	133	134	135	136	137	138	139	140
141	142	143	144	145	146	147	148	149	150	151	152	153	154	155	156	157	158	159	160
161	162	163	164	165	166	167	168	169	170	171	172	173	174	175	176	177	178	179	180
181	182	183	184	185	186	187	188	189	190	191	192	193	194	195	196	197	198	199	200

WICKETS				
1	2	3	4	5
6	7	8	9	10
11	12	13	14	15
16	17	18	19	20
21	22	23	24	25
26	27	28	29	30
31	32	33	34	35
36	37	38	39	40
41	42	43	44	45
46	47	48	49	50
51	52	53	54	55
56	57	58	59	60
61	62	63	64	65
66	67	68	69	70
71	72	73	74	75
76	77	78	79	80

PROGRESSIVE OVER SCORE		
OV	BOWLER NO.	SCORE
1	1	13
2	2	13
3	1	30
4	3	2-32
5		
6		
7		
8		
9		
10		
11		
12		
13		
14		
15		
16		
17		
18		
19		
20		

BOWLER	1	2	3	4	Overs	Maidens	Un Wkts	Wd	Nb	Wickets	Runs	Fielding							
												Caught	Caught WK	RO Ass	RO Un	Stumped			
1 J. Anderson	+0	0	0	4															
2 S. Broad															
3 M. Ali	w	0	1	.															
4																			
5																			
6																			
7																			
8																			
9																			

Runs off the bat																			
Byes					△														
1	2	3	4	5	6	7	8	9	10	11	12	13	14	15	16	17	18	19	20
21	22	23	24	25	26	27	28	29	30										
Leg Byes					▽														
1	2	3	4	5	6	7	8	9	10	11	12	13	14	15	16	17	18	19	20
21	22	23	24	25	26	27	28	29	30										
Wides					+														
1	2	3	4	5	6	7	8	9	10	11	12	13	14	15	16	17	18	19	20
21	22	23	24	25	26	27	28	29	30										
No Balls					○														
1	2	3	4	5	6	7	8	9	10	11	12	13	14	15	16	17	18	19	20
21	22	23	24	25	26	27	28	29	30										
Total Wickets Taken From Your Bowling Innings															X4=				
TOTAL SCORE																			
RESULT OF MATCH																			
UMPIRE/S																			
UMPIRE/S SIGNATURE																			

HOME TEAM SCORER'S NAME: _____ OPPOSITION TEAM SCORER'S NAME: _____ FOR FURTHER INFORMATION VISIT COMMUNITY.CRICKET.COM.AU

JUNIOR CRICKET STAGE 1 SCORECARD - 20 OVER GAME



JUNIOR CRICKET 1

HOME TEAM: AUSTRALIA

HOME CAPTAIN: S. SMITH

START TIME 1ST BALL: 8:00AM

VENUE: BEACON HILL PS

HOME COACH: D. LEMAN

AWAY TEAM: ENGLAND

AWAY CAPTAIN: J. ROOT

END TIME LAST BALL:

TOSS WON BY: AUS

AWAY COACH: T. BAYLISS

INNINGS OF: AUSTRALIA

DATE: 1 NOV 2017

MATCH DURATION:

TEMPERATURE AT START: 14c

AGE/DIVISION: U/10 DIV 1

BATTER	BALLS																				Ret #	Runs	BF	4	6	# of Outs
	1	2	3	4	5	6	7	8	9	10	11	12	13	14	15	16	17	18	19	20						
1 D. WARNER	.	1	.	2	4	.	W	1	.	2	1	.	1	2	22	17	3	-	1
2 M. RENSHAW	.	.	2	1	.	.	4	2	1	4	1	1	2	.	.	4	2	.	.	.	1	24	17	3	-	0
3 S. SMITH	.	.	.	W	.	.	4	.	4	.	.	1	1	3	10	17	2	-	1
4 P. HANDSCOMB	W	W	6	2	4	.	.	.	1	5	13	17	1	1	2
5 M. WADE	1	4	4	2	1	W	2	2	2	.	.	.	2	4	1	1	2	.	.	.	4	28	17	3	-	1
6 N. LYON	6	.	2	1	6	6	2	.	1	4	1	W	.	.	6	29	17	1	3	1
7 M. STARC	1	.	.	2	.	.	1	W	W	4	8	18	1	-	2	
8 -																										
9 -																										
																						134				8

PROGRESSIVE TOTAL SCORE																				
1	1	2	3	4	5	6	7	8	9	10	11	12	13	14	15	16	17	18	19	20
22	24	26	28	30	32	34	36	38	40	42	44	46	48	50	52	54	56	58	60	62
64	66	68	70	72	74	76	78	80	82	84	86	88	90	92	94	96	98	100	102	104
106	108	110	112	114	116	118	120	122	124	126	128	130	132	134	136	138	140	142	144	146
148	150	152	154	156	158	160	162	164	166	168	170	172	174	176	178	180	182	184	186	188
190	192	194	196	198	200															

WICKETS	
1	1
2	2
3	3
4	4
5	5
6	6
7	7
8	8
9	9
10	10
11	11
12	12
13	13
14	14
15	15
16	16
17	17
18	18
19	19
20	20

PROGRESSIVE OVER SCORE	
1	0-5
2	0-14
3	0-28
4	0-35
5	2-38
6	2-49
7	2-58
8	3-62
9	3-65
10	3-76
11	5-82
12	5-97
13	5-101
14	5-113
15	5-115
16	5-130
17	5-136
18	5-140
19	6-144
20	8-148

BOWLER	Overs				Maidens	Un Wkts	Wk	Nb	Wickets	Runs	Fielding			
	1	2	3	4							Caught	Caught WK	RO Ass	RO Un
1 J. ANDERSON	4	1	4	2					1	30				
2 S. BROAD	2	1	1	1				1	1	16				
3 J. ROOT	1	2	1	2					3	13				
4 M. ALI	1	1	1	1				3	1	15				
5 A. COOK	1	1	1	1				5	1	20				
6 J. HIRSTON	1	1	1	1					2	13				
7 B. STOKES	0	2	4	1					-	39				
8 -														
9 -														
										146				

Runs off the bat		TOTAL
134		134
Byes		4
Leg Byes		-
Wides		5
No Balls		7
Total Wickets Taken From Your Bowling Innings		6 x4 = 24
TOTAL SCORE		174
RESULT OF MATCH		
UMPIRE/S		
UMPIRE/S SIGNATURE		

HOME TEAM SCORER'S NAME:

OPPOSITION TEAM SCORER'S NAME:

FOR FURTHER INFORMATION VISIT COMMUNITY.CRICKET.COM.AU

ITEMS TO NOTE

- The MWJCA Competition Rules and Guidelines is the top document
- The rules and scoring is there to provide structure to facilitate the game and enjoyment of all

<http://manlyjuniorcricket.nsw.cricket.com.au/files/2953/files/misc/mwjca%20competition%20rules%20-%202019-20%20-%20issue%20k.pdf>

- Scoring is the slowest part of the Stage 1 Format



Questions?

Contact MWJCA through Toby Horstead – vp_rules@mwjca.com.au or your local club.

<http://manlyjuniorcricket.nsw.cricket.com.au/content.aspx?file=2953|48264n>

